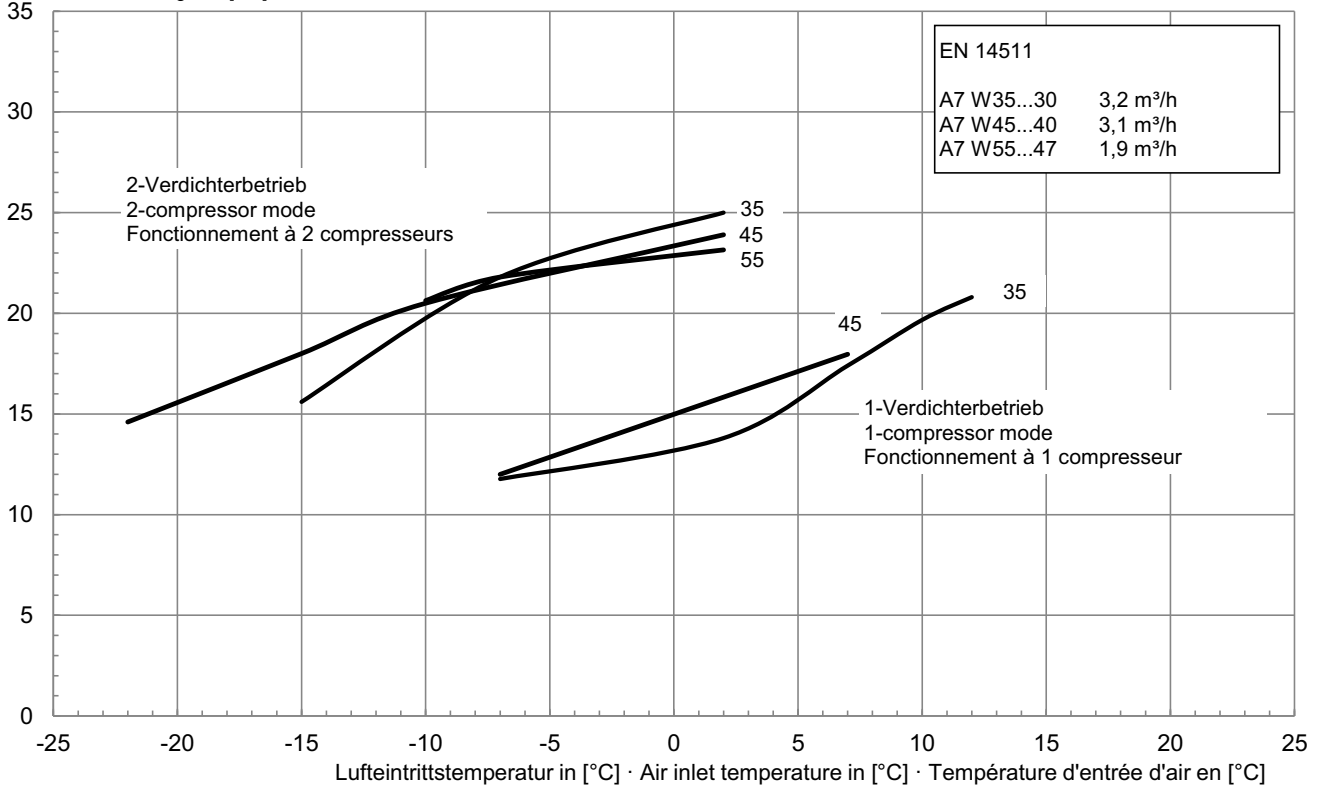


2 Diagramme / Diagrams / Diagrammes

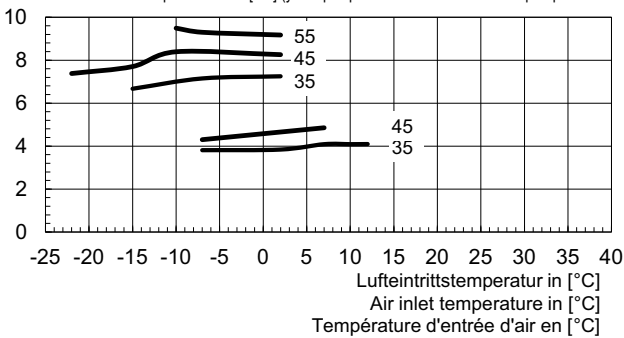
2.1 Kennlinie / Characteristic curves / Courbes caractéristiques

Heizleistung in [kW]
Heating capacity in [kW]
Puissance de chauffage en [kW]

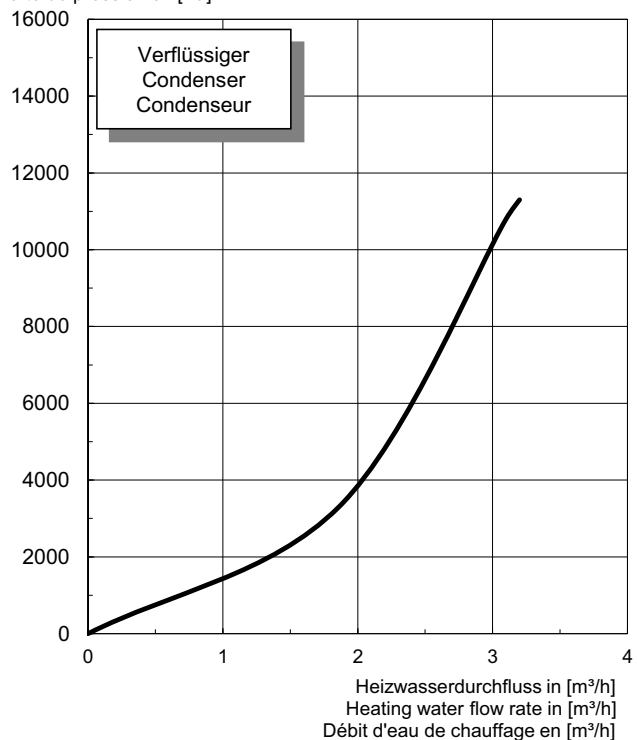
Wasseraustrittstemperatur in [°C]
Water outlet temperature in [°C]
Température de sortie de l'eau en [°C]



Leistungsaufnahme in [kW] (incl. Pumpenleistungsanteil)
Power consumption in [kW] (incl. power input to pump)
Consommation de puissance en [kW] (y compris part de consommation de la pompe)



Druckverlust in [Pa]
Pressure loss in [Pa]
Perte de pression en [Pa]



Leistungszahl (incl. Pumpenleistungsanteil)
Coefficient of performance (incl. power input to pump)
Coefficient de performance (y compris part de consommation de la pompe)

